

How to Print and Fold your Passport to History

To print on one piece of paper (two-sided):

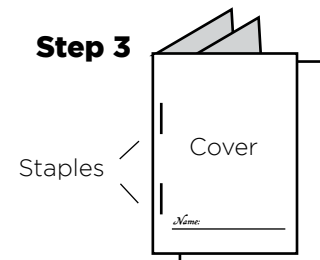
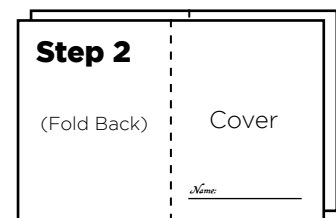
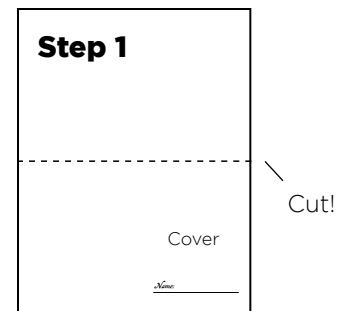
Print pages 3 and 4 of this document on one 8 1/2" x 11" (letter-sized) sheet of paper.

- Print "two-sided" on both sides of the paper.
- Be sure to print at 100% size (do not "scale").

Cut the paper horizontally. **(Step 1)**

Layer the pages numerically and fold both in half, vertically. **(Step 2)**

Staple the spine of your Passport! **(Step 3)**



OR to print on two pieces of paper (one-sided):

Print pages 3 and 4 of this document on two 8 1/2" x 11" (letter-sized) sheets of paper.

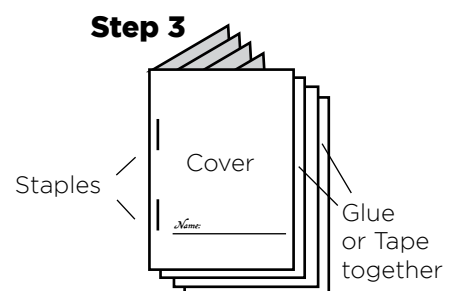
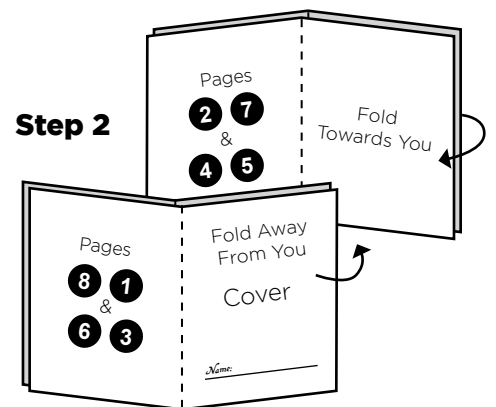
- Be sure to print at 100% size (do not "scale").

Cut both pages in half, horizontally. **(Step 1)**

Fold pages numbered **8 1** & **6 3** away from you. Fold pages **2 7** and **4 5** towards you. **(Step 2)**

Layer the pages numerically, and staple the spine of your Passport. **(Step 3)**

If you like, glue or tape the blank pages together!



**This Page
Intentionally
Left Blank!**

WASHINGTON CROSSING STATE PARK
355 WASHINGTON CROSSING-PENNINGTON ROAD,
TITUSVILLE, NJ 08560, (609) 737-0623 | WWW.WCPA-NJ.COM

Explore where Washington's troops landed after crossing the Delaware to begin their nine-mile march to attack the Hessians at Trenton. Discover the Johnson Ferry House, a Ferry Boat replica at the Nelson house, revolutionary war artifacts in the Swan collection at the Visitor Center Museum, and miles of beautiful trails.

DATE OF VISIT:

SITE STAMP: *or*



THE BEST THING I SAW WAS:

IT WAS (CIRCLE ONE) FUN | SAD | INTERESTING TO LEARN ABOUT:

I WANT TO KNOW MORE ABOUT:

4

THE OLD BARRACKS MUSEUM
101 BARRACK STREET, TRENTON, NJ 08609
(609) 396-1776 | WWW.BARRACKS.ORG

Visit the 1750s-era stone barracks that were part of the Battle of Trenton on December 26, 1776. Exhibits and tours tell the story of both British and American troops who were stationed at the barracks at different times during the American Revolution.

DATE OF VISIT:

SITE STAMP: *or*



THE BEST THING I SAW WAS:

IT WAS (CIRCLE ONE) FUN | SAD | INTERESTING TO LEARN ABOUT:

I WANT TO KNOW MORE ABOUT:

5

Celebrating 250 years of the American Revolution 1776-2026

UNITED STATES OF AMERICA
PRINCETON
ARRIVAL
01.03.1777

1776
25 DECEMBER
WASHINGTON CROSSING

To Learn More Visit
TenCrucialDays.org
December 25, 1776 - January 3, 1777

8

NEW JERSEY.
to the 3rd January 1777.

1776 1776
ARRIVAL
TRENTON
Dec 26 1776

25 DECEMBER 1776
WASHINGTON CROSSING, PA

TenCrucialDays
JUNIOR HISTORIAN
PASSPORT
TO HISTORY

Name: _____

COMPLETION OF THIS PASSPORT MAKES YOU AN OFFICIAL TEN CRUCIAL DAYS JUNIOR HISTORIAN

1

PRINCETON BATTLEFIELD STATE PARK

500 MERCER ROAD, PRINCETON, NJ 08540

(609) 921-0074 | WWW.PBS1777.ORG

Explore the battlefield elements where the Battle of Princeton took place on January 3, 1777, which completed the Ten Crucial Days and preserved the American Revolution. Discover and explore Quaker farmer Thomas Clarke's farmhouse that witnessed the battle and served as a hospital for wounded soldiers of both armies.

DATE OF VISIT:

SITE STAMP: *or*

*Attach your
Photo Here*

THE BEST THING I SAW WAS:

IT WAS (CIRCLE ONE) FUN | SAD | INTERESTING TO LEARN ABOUT:

I WANT TO KNOW MORE ABOUT:

6

WASHINGTON CROSSING HISTORIC PARK

1112 RIVER ROAD, WASHINGTON CROSSING, PA 18977

(215) 493-4076 | WWW.WASHINGTONCROSSINGPARK.ORG

Explore where George Washington's troops began the Ten Crucial Days on December 25, 1776, by embarking to cross the Delaware River and attack the Hessian troops stationed at Trenton. Find and explore the Durham boat replicas, the Thompson-Neely House, and check the view from Bowman's Tower.

DATE OF VISIT:

SITE STAMP: *or*

*Attach your
Photo Here*

THE BEST THING I SAW WAS:

IT WAS (CIRCLE ONE) FUN | SAD | INTERESTING TO LEARN ABOUT:

I WANT TO KNOW MORE ABOUT:


3

HOW TO BECOME A TEN CRUCIAL DAYS JUNIOR HISTORIAN:

- Visit each of the four sites of the Ten Crucial Days.
- Complete the three statements for each site.
- Take a selfie with a scene from each site in the background.
- Attach your photo on the appropriate page, **OR** have the site stamp your page to confirm your visit.
- When you complete each page you will be an official Ten Crucial Days Junior Historian! Show your passport at any of our sites for a prize!

2

Our Sites & Partners



7